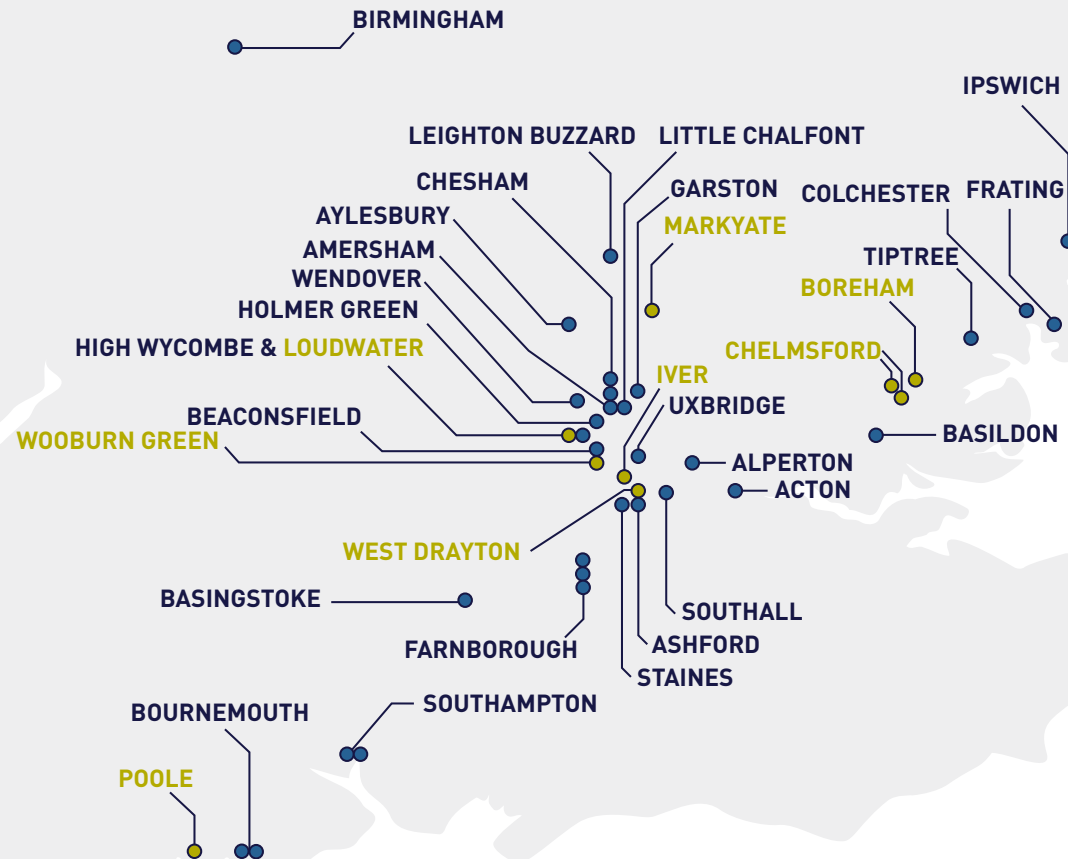



LAND PORTFOLIO


Inland Homes has a diverse land portfolio which consists of 5,176 plots with the vast majority in the South and South East of England. We continuously look to build sustainable homes whilst delivering our commitment to quality and comfort. This commitment extends to creating developments that not only serve the needs of the residents into the future, but that sustainably enrich the wider community.

We want our projects to stand testament to our values and leave a positive legacy to the area. Without compromising on our excellence in design or the quality of our build, we ensure that each of our projects contributes to the sustainable development of six core areas.

 Read about our **Corporate, Social, Ethical and Environmental Responsibilities** on pages 36 to 39



 Find out more about our Land Strategy in the **Q&A with Paul Brett** on page 20

 Find out more about **Our Agile Business Model** on pages 11 to 13

 **SITES UNDER CONSTRUCTION**  **OTHER INLAND SITES**